

Panasonic

ideas for life

PT-DW6300US
PT-DW6300ULS
PT-D6000US
PT-D6000ULS

DLP™ Based Projector

Brilliant pictures for effective
visual communication



PT-DW6300US
PT-DW6300ULS

WXGA

6,000 lm

PT-D6000US
PT-D6000ULS

XGA

6,500 lm



A New Standard for 1-chip DLP™ Projectors

Refined Image Quality with Reliability and Easy Maintenance

Panasonic 1-chip DLP™ projectors are brighter and better than ever with a compilation of numerous Panasonic proprietary technologies. The wide-aspect PT-DW6300US/DW6300ULS* with a brightness of 6,000 lumens, and PT-D6000US/D6000ULS* with a brightness of 6500 lumens produce vivid colorful images with the aid of the newly engineered RGB Booster. The Dual-Lamp System makes sure that presentations aren't interrupted even if a lamp suddenly burns out. This is joined by the Auto Cleaning Filter, which makes filter cleaning unnecessary for approximately 10,000 hours, for high reliability. Both models offer easy and flexible system configuration.

PT-DW6300US
PT-DW6300ULS*

WXGA
6,000 lm



PT-D6000US
PT-D6000ULS*

XGA
6,500 lm



*The PT-DW6300ULS and PT-D6000ULS are sold without lenses.
The specifications are the same as those of the PT-DW6300US and PT-D6000US.

Vivid Picture Quality with High Brightness

RGB Booster Significantly Improves Color Reproduction

The RGB Booster achieves high image quality with levels of color reproduction (up to 145% that of conventional models) and brightness that make each color stand out. It combines Panasonic's proprietary Vivid Color Control technology with a newly engineered Lamp Modulation Drive System for a 1-chip DLP™ projector that produces bright and vivid colors.

■ Vivid Color Control

This unique control technology optimizes the use of the color segment areas of the color wheel. It increases the brightness of each RGB color by minimizing the unallocated portions between the colors, to achieve truly vivid coloring.

■ Lamp Modulation Drive System

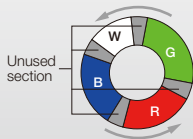
With the new lamp modulation technology, the projector is now able to control the lamp intensity for each of the red, green, blue, and white segments of the color wheel separately. Because the actual light output is controlled in relation to each color segment, light usage is optimized and color balance is obtained without lowering the brightness. This results in bright vivid images with increased color fidelity.

Conventional System



Conventional

Conventional technology was unable to use the boundaries between colors.



Conventional Lamp Drive System

Color Wheel B W G R

Lamp Power

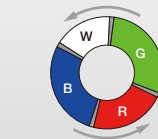
Because the lamp power was fixed in conventional projectors, color reproduction was enhanced by sacrificing brightness.

RGB Booster



Vivid Color Control

Ensures maximum utilization of the color wheel by minimizing unused section.



Lamp Modulation Drive System

Color Wheel B W G R

Lamp Power


By modulating the lamp power, we can maximize the color reproduction of each color without sacrificing brightness.

High Brightness with New AC Lamp

Our newly-developed 300-watt AC lamps are used in the PT-DW6300US/D6000US. The high-efficiency light convergence technology and the color wheel work together to achieve the high brightness of 6,000 lm for the PT-DW6300US and 6,500 lm for the PT-D6000US. Clear, crisp images are reproduced even in bright rooms.

Detail Clarity Processor Brings Depth and Clarity to Details

This advanced image-processing circuit analyzes the video signal frequency range for each scene by extracting data on the distribution of high, mid, and low-frequency components, and brings out fine details accordingly. The resulting images have a more natural, three-dimensional appearance with crisp, clear detail.




Conventional sharpness control: Sharpness is applied uniformly, which can cause a halo or ring effect and diminish the sense of depth.

Detail Clarity Processor: Signal frequency is extracted real-time and necessary sharpness is applied at varying degrees for natural, life-like images.

System Daylight View 2 for Enhanced Color Perception

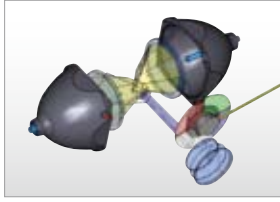
Image details are less clear when a projector is used in a room with the lights on. Panasonic's System Daylight View 2 improves brightness perception by adjusting sharpness, Gamma curves, and color corrections. This produces crisper, more stunning images with vivid colors even under bright conditions.



Easy Maintenance and Superior Reliability

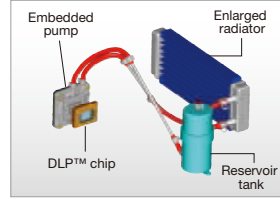
Dual-Lamp System Prevents Image Interruptions

The Dual-Lamp System increases brightness and eliminates the need to interrupt a presentation if a lamp should burn out (in dual-lamp operation mode). The Lamp Relay mode also operates the lamps alternately to enable 24/7 projector operation.



Liquid Cooling System Attains a High Level of Reliability


The liquid cooling system directly cools the DLP™ chip to improve performance and enable operation up to 113°F/45°C. This allows use in a wider variety of environments, while stabilizing performance and keeping the unit quiet even in harsh conditions.



Auto Cleaning Filter Reduces Maintenance Hassles



The Auto Cleaning Filter (ACF) provides a clean filter surface whenever it senses clogging, and brushes dust from the filter. This enhances the Micro Cut Filter's performance, so no filter replacement is needed for over 10,000 hours*, reducing maintenance.




Micro Cut Filter
An electrostatic filter in the air intake section traps particles that are 1 micron or larger. It guards the optical block and keeps dust from entering the interior to provide stable operation.

*The replacement cycle given here is a guideline. It may differ depending on the usage environment.

System Integration Flexibility

Flexible Installation

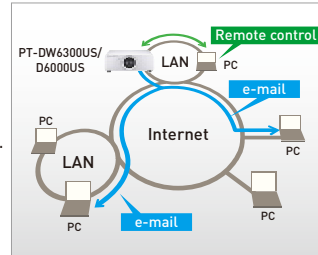
The wide adjustment range of the powered horizontal/vertical lens shift function assures virtually distortion-free images and adds convenience and versatility. It lets you easily make adjustments with the remote control. The unit can also be rotated 360° vertically. This means you can install it at any angle you want, to accommodate different installation conditions.



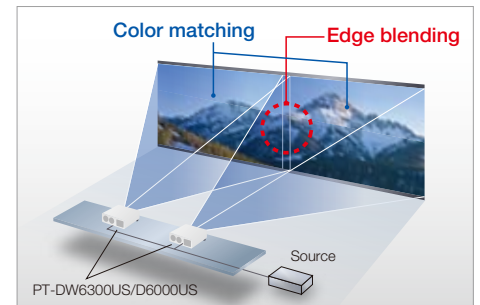
Images can be projected straight down or straight up.

Web Browser Control/Monitoring and E-mail Message Alert

The PT-DW6300US/D6000US can be easily operated remotely over a LAN network, because it is all done using the computer's familiar web browser. Furthermore, the projector sends an e-mail message to notify the operator when an error has occurred, or a lamp needs to be replaced.



Multi-Screen Support System Seamlessly Connects Multiple Screens



■ Edge Blending

The edges of adjacent screens can be blended and their luminance controlled.

■ Color Matching

This function corrects for slight variations in the color reproduction range of individual projectors.

■ Multi-screen Processor

The PT-DW6300US/D6000US can project large, multi-screen images without any additional equipment. Up to 100 units (10 x 10) can be edge-blended at a time.


Standby Mode: eco*

The PT-DW6300US/D6000US has attained a low standby power level of 0.2 W, which is a top-class level in its class. It also helps to slash running costs, and reduces environmental impact.

*During eco standby mode operation, network functions such as standby-on from a LAN network and the serial output terminal will not operate.

Side-by-Side Function PT-DW6300US/DW6300US

The PT-DW6300US can simultaneously display images from two sources* onto a single screen. For example, you can display a PC image on the left and a video image on the right. Taking advantage of the wide-screen projection, this function gives you a host of new application possibilities to explore.



With the wide-aspect-ratio capability, you can project two large 4:3 images side-by-side.

*Some source combinations are not supported.

Other Features


- Full 10-bit Signal Processing
- 3D Color Management System
- HD IP Converting Circuitry
- Digital Signal Noise Reduction Circuitry
- Dynamic Sharpness Control Circuitry
- Mechanical Lens Shutter
- 30m Long Range Wireless Remote Control
- Direct Power Off

Ecology-conscious Design

Panasonic works from every angle to minimize environmental impact in the product design, production and delivery processes, and in the performance of the product during its life cycle. The PT-DW6300US/D6000US reflects the following ecological considerations.

- No halogenated flame retardants are used in the cabinet.
- Lamp power switching further reduces power consumption.
- Auto Power Save activates standby mode when no signal is input.
- Standby power consumption of only 0.2 W has been achieved.

Recommended Applications



The PT-DW6300US/D6000US boasts superior image quality, flexible installation, and easy maintenance, making either model an ideal choice for use in classrooms, auditoriums, houses of worship, museums, and much more.


Specifications

| Models | PT-DW6300US/DW6300ULS | PT-D6000US/D6000ULS |
|-------------------------------|---|--|
| Power supply | 120 V AC 50/60 Hz | |
| Power consumption | 780 W (780 VA), (Standby mode eco ¹): 0.2W, Standby mode normal: 8 W, Both with fan stopped.) | |
| DLP** chip | Panel size | 0.65" diagonal (16:10 aspect ratio) |
| | Display method | DLP** chip x 1, DLP** system |
| Pixels | 1,024,000 (1,280 x 800) x 1, total of 1,024,000 pixels | 786,432 (1,024 x 768) x 1, total of 786,432 pixels |
| | Powered zoom/focus lenses (1.8–2.4:1), F 1.7–2.0, f 25.6–33.8 mm | |
| PT-DW6300US/D6000ULS | | Optional powered zoom/focus lenses |
| PT-DW6300US/D6000ULS | | 300 W UHM lamps (x 2) (dual lamp system) |
| Screen size | 50–600 inches (50–200 inches with the ET-DLE055), 16:10 aspect ratio | 50–600 inches (50–200 inches with the ET-DLE055), 4:3 aspect ratio |
| Brightness** | 6,000 lumens (dual-lamp, high power mode) | 6,500 lumens (dual-lamp, high power mode) |
| Center-to-corner uniformity** | 90 % | |
| Contrast** | 2,000:1 (full on/full off, contrast mode: high) ^{†3} | |
| Resolution | 1,280 x 800 pixels (input signals that exceed this resolution will be converted to 1,280 x 800 pixels) | 1,024 x 768 pixels (input signals that exceed this resolution will be converted to 1,024 x 768 pixels) |
| Scanning frequency | DVI-D | Horizontal: 15–91 kHz, Vertical: 50–85 Hz, Dot clock: 162 MHz or lower |
| | RGB | Horizontal: 15–91 kHz, Vertical: 50–85 Hz, Dot clock: 150 MHz or lower |
| YPbPr (Y/Ca) | 525i (480i), 625i (576i), 525p (480p), 625p (576p), 750 (720i/60p), 750 (720p/50p), 1035i/60i, 1125i (1080i/60i), 1125i (1080p/50i), 1080i/25p, 1080p/24p, 1080i/24s, 1080p/30p, 1080p/60p, 1080i/50p | Horizontal: 15.75/15.63 kHz, Vertical: 50/60 Hz, NTSC, NTSC4.43, PAL, PAL60, PAL-N, PAL-M, SECAM |
| | S-Video/Video | Horizontal: 15.75/15.63 kHz, Vertical: 50/60 Hz, NTSC, NTSC4.43, PAL, PAL60, PAL-N, PAL-M, SECAM |
| Optical axis shift | Vertical: +60 % (powered), horizontal: ±10 % (powered) Vertical: +50 % (powered), horizontal: ±10 % (powered) | |
| Keystone correction range | Vertical: ±40° (±30° with the ET-DLE055) | |
| Installation | Ceiling/floor, front/rear | |
| Terminals ⁴ | DVI-D IN | DVI-D 24-pin |
| | RGB 1/YPbPr IN | BNC x 5 |
| | RGB 2/YPbPr IN | D-sub HD 15-pin |
| | VIDEO IN | BNC |
| | S-VIDEO IN | Mini DIN 4-pin |
| | SERIAL IN | D-sub 9-pin (RS-232C compliant) |
| | SERIAL OUT | D-sub 9-pin |
| | REMOTE 1 IN | M3 jack |
| | REMOTE 1 OUT | M3 jack |
| | REMOTE 2 IN | D-sub 9-pin |
| LAN | RJ-45 for network connection, 10Base-T/100Base-TX, compliant with PoE Link™ | |
| Power cord length | 910' (3.0 m) | |
| Cabinet material | Molded plastic | |
| Dimensions (W x H x D) | PT-DW6300US/D6000ULS | 19-19/32" x 6-7/8" x 17-5/16" (498 mm x 175 mm x 440 mm) (with supplied lens) |
| | PT-DW6300US/D6000ULS | 19-19/32" x 6-7/8" x 17" (498 mm x 175 mm x 432 mm) (without lens) |
| Weight ^{†4} | PT-DW6300US/D6000ULS | Approx. 35.3 lbs (16.0 kg) (with supplied lens) |
| | PT-DW6300US/D6000ULS | Approx. 33.5 lbs (15.2 kg) (without lens) |
| Operating temperature | 32–113°F (0–45°C) | |
| Operating humidity | 20–80 % (no condensation) | |
| Supplied accessories | Power cord, Wireless/wired remote control unit, Batteries for remote control (x 2), Wire rope | |

*1 During eco standby mode operation, network functions such as standby-on from a LAN network and the serial output terminal will not operate. *2 Measurement, measuring conditions, and method of notation all comply with ISO 21118 international standards. *3 Brightness: 3,000 lumens (PT-DW6300US/DW6300ULS), 3,250 lumens (PT-D6000US/D6000ULS). *4 The HD/SYNC and VD inputs do not accept the tri-level sync signal. *5 Average value. May differ depending on models.

Multiple terminals



| | |
|---------------------------------|-----------------------------|
| 1 LAN Terminal | 7 Remote 1 Input and Output |
| 2 Video Input | 8 Remote 2 Input |
| 3 S-Video Input | 9 Serial Input |
| 4 RGB 1 Input | 10 Serial Output |
| 5 RGB 2 Input | |
| 6 DVI-D (HDCP Compatible) Input | |



Optional accessories

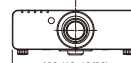
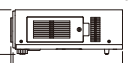
| Lens | Lens | Lens | Lens | Lens |
|---|---|---|---|---|
| Zoom lens ET-DLE150 (1.4–2.0:1) PT-DW6300 (1.3–2.0:1) PT-D6000 | Zoom lens ET-DLE250 (2.4–3.8:1) PT-DW6300 (2.4–3.7:1) PT-D6000 | Zoom lens ET-DLE350 (3.8–5.7:1) PT-DW6300 (3.7–5.6:1) PT-D6000 | Zoom lens ET-DLE450 (5.6–9.0:1) PT-DW6300 (5.5–8.9:1) PT-D6000 | Fixed-focus lens ET-DLE055 (0.8:1) |
|  |  |  |  |  |
| Lamp Replacement lamp unit ET-LAD60 ET-LAD60W (twin pack) | Filter Replacement filter unit ET-ACF100 | Ceiling mount bracket ET-PKD56H (for high ceilings) ET-PKD55S (for low ceilings) ET-PKD55S ET-PKD56H | | |

Black color models

| Models | PT-DW6300UK/D6000UK | PT-DW6300LK/D6000LK |
|-----------------|---|---|
| Color variation |  |  |
| | Black | Black |
| Lens | Included | Not included |
| Special order | Yes | Yes |

*The specifications are the same as those of the PT-DW6300US and PT-D6000US.

Dimensions

| Models | PT-DW6300UK/D6000UK | PT-DW6300LK/D6000LK |
|-----------------|---|---|
| Color variation |  |  |
| Lens | Included | Not included |
| Special order | Yes | Yes |

Projection distance

| Diagonal image size | With ET-DLE150 1.4-2.0:1 | | With supplied lens | | With ET-DLE250 2.4-3.8:1 | | With ET-DLE350 3.8-5.7:1 | | With ET-DLE450 5.6-9.0:1 | | With ET-DLE055 0.8:1 |
|---------------------|--------------------------|-------------------|--------------------|--------------------|--------------------------|--------------------|--------------------------|--------------------|--------------------------|---------------------|----------------------|
| | min. | max. | min. | max. | min. | max. | min. | max. | min. | max. | |
| 50" | 1,447mm 4.8' | 2,116mm 6.4' | 1,922mm 5.4' | 2,557mm 7.4' | 2,542mm 7.4' | 4,063mm 13.4' | 3,999mm 13.2' | 6,112mm 20.1' | 5,957mm 19.6' | 9,959mm 31.5' | 871mm 2.9' |
| 80" | 2,348mm 7.8' | 3,416mm 11.3' | 3,114mm 10.3' | 4,130mm 13.6' | 4,116mm 13.6' | 6,548mm 21.5' | 6,479mm 21.3' | 9,860mm 32.4' | 9,711mm 31.9' | 15,531mm 51.0' | 1,423mm 4.7' |
| 100" | 2,949mm 9.7' | 4,282mm 14.1' | 3,909mm 12.9' | 5,178mm 17.0' | 5,165mm 17.0' | 8,204mm 27.0' | 8,133mm 26.7' | 12,359mm 40.6' | 12,215mm 40.4' | 19,488mm 64.0' | 1,791mm 5.9' |
| 150" | 4,450mm 14.6' | 6,448mm 21.2' | 5,896mm 19.4' | 7,799mm 25.6' | 7,787mm 25.6' | 12,346mm 40.6' | 12,266mm 40.6' | 18,605mm 61.1' | 18,473mm 60.7' | 29,382mm 96.4' | 2,710mm 8.9' |
| 200" | 5,952mm 19.6' | 8,614mm 28.3' | 7,884mm 25.9' | 10,420mm 34.2' | 10,410mm 34.2' | 16,488mm 54.1' | 16,400mm 53.9' | 24,852mm 81.2' | 24,731mm 81.2' | 39,276mm 128.9' | 3,629mm 12.0' |
| 300" | 8,955mm 29.4' | 12,946mm 42.5' | 11,858mm 42.5' | 15,662mm 51.4' | 15,654mm 51.4' | 24,771mm 81.0' | 24,668mm 81.0' | 37,345mm 122.6' | 37,248mm 122.3' | 59,063mm 193.8' | — |
| 400" | 11,958mm 39.3' | 17,278mm 56.7' | 15,832mm 52.0' | 20,903mm 68.6' | 20,899mm 68.6' | 33,055mm 108.5' | 32,936mm 108.1' | 49,838mm 163.6' | 49,764mm 163.6' | 78,550mm 258.7' | — |
| 500" | 14,960mm 49.1' | 21,610mm 70.9' | 19,807mm 65.0' | 26,145mm 85.8' | 26,144mm 85.8' | 41,338mm 135.7' | 41,203mm 135.2' | 62,331mm 204.5' | 62,280mm 204.4' | 98,637mm 323.7' | — |
| 600" | 17,963mm 59.0' | 25,942mm 85.2' | 23,781mm 78.1' | 31,387mm 103.0' | 31,389mm 103.0' | 49,622mm 162.9' | 49,471mm 162.9' | 74,824mm 245.5' | 74,797mm 245.5' | 118,425mm 388.6' | — |

| Diagonal image size | With ET-DLE150 1.3-2.0:1 | | With supplied lens | | With ET-DLE250 2.4-3.7:1 | | With ET-DLE350 3.7-5.6:1 | | With ET-DLE450 5.5-8.9:1 | | With ET-DLE055 0.8:1 |
|---------------------|--------------------------|-------------------|--------------------|-------------------|--------------------------|--------------------|--------------------------|--------------------|--------------------------|---------------------|----------------------|
| | min. | max. | min. | max. | min. | max. | min. | max. | min. | max. | |
| 50" | 1,344mm 4.5' | 1,967mm 5.9' | 1,785mm 5.9' | 2,376mm 7.8' | 2,361mm 7.8' | 3,777mm 12.4' | 3,713mm 12.2' | 5,681mm 18.7' | 5,525mm 18.2' | 8,912mm 29.3' | 808mm 2.7' |
| 80" | 2,183mm 7.2' | 3,177mm 10.5' | 2,895mm 9.5' | 3,840mm 12.6' | 3,826mm 12.6' | 6,090mm 20.0' | 6,023mm 19.8' | 9,170mm 31.4' | 9,020mm 30.1' | 14,438mm 47.4' | 1,322mm 4.4' |
| 100" | 2,742mm 9.0' | 3,983mm 13.1' | 3,635mm 12.0' | 4,816mm 15.9' | 4,803mm 15.9' | 7,633mm 25.1' | 7,562mm 24.9' | 11,496mm 37.9' | 11,351mm 37.3' | 18,123mm 59.5' | 1,664mm 5.5' |
| 150" | 4,140mm 13.6' | 6,000mm 19.7' | 5,485mm 18.0' | 7,256mm 23.9' | 7,244mm 23.9' | 11,499mm 37.7' | 11,411mm 37.5' | 17,312mm 57.0' | 17,177mm 56.5' | 27,333mm 89.7' | 2,519mm 8.3' |
| 200" | 5,537mm 18.2' | 8,016mm 26.3' | 7,335mm 24.1' | 9,696mm 31.9' | 9,686mm 31.9' | 15,344mm 50.4' | 15,259mm 50.1' | 23,127mm 75.9' | 23,004mm 75.5' | 36,544mm 119.9' | 3,375mm 11.1' |
| 300" | 8,333mm 27.4' | 12,049mm 39.6' | 11,035mm 36.3' | 14,576mm 47.9' | 14,568mm 47.9' | 23,056mm 75.7' | 22,956mm 75.4' | 34,758mm 114.1' | 34,658mm 113.8' | 54,966mm 180.4' | — |
| 400" | 11,129mm 36.6' | 16,082mm 52.8' | 14,735mm 48.4' | 19,456mm 63.9' | 19,451mm 63.9' | 30,768mm 101.0' | 30,653mm 100.6' | 46,389mm 152.2' | 46,309mm 152.0' | 73,387mm 240.8' | — |
| 500" | 13,924mm 45.7' | 20,115mm 66.0' | 18,435mm 60.5' | 24,336mm 79.9' | 24,334mm 79.9' | 38,480mm 126.3' | 38,353mm 125.9' | 58,020mm 190.4' | 57,961mm 190.2' | 91,809mm 301.3' | — |
| 600" | 16,720mm 54.9' | 24,148mm 79.3' | 22,135mm 72.7' | 29,216mm 95.9' | 29,217mm 95.9' | 46,192mm 151.6' | 46,047mm 151.1' | 76,908mm 252.3' | 76,885mm 252.3' | 121,725mm 399.7' | — |

NOTES ON USE

1. Do not install the projector in locations that are subject to excessive water, humidity, steam, or oily smoke. Doing so may result in fire, malfunction, or electric shock.

2. The projector uses a high-voltage mercury lamp that contains high internal pressure. This lamp may break, emitting a large sound, or fail to illuminate, due to impact or extended use.

3. The projector uses a high-wattage lamp that becomes very hot during operation. Please observe the following precautions.

- Never place objects on top of the projector while it is operation.
- Make sure there is an unobstructed space of 500 mm (1.64 feet) or more around the projector's exhaust openings.
- Do not stack projector units directly on top of one another for the purpose of multiple (stacked) projection. When stacking projector units, be sure to provide the amount of space indicated between them. These space requirements also apply to installation where only one projector unit is operating alone time and the other unit is used as a backup.
- If the projector is placed in a box or enclosure, temperature of the air surrounding the projector must be between 0 °C (32 °F) and 40 °C (104 °F). Also make sure the projector's intake and exhaust openings are not blocked. Take particular care to ensure that hot air from the exhaust openings is not sucked into the intake openings.

* Even when the ambient temperature near the intake opening is 40 °C (104 °F) or lower, an accumulation of hot air inside the cabinet may cause the protective circuit to activate and shut down the projector. Please give ample consideration to the design with regard to ambient temperature conditions.

4. If the projector is to be operated continuously 24 hours a day, use the dual-lamp optical system's alternating lamp operation (lamp changer) function. The projector cannot be operated continuously 24 hours a day in dual-lamp mode. Allow a minimum of two hours per day of non-operation time per lamp using the dual-lamp mode.

5. The lamp replacement cycle duration becomes shorter if the projector is operated repeatedly for short periods.

- The length of time that it takes for the lamp to break or fail to illuminate varies greatly depending on individual lamp characteristics and usage conditions.
- The brightness of the lamp will gradually decrease with use.

Panasonic

For more information about Panasonic projectors —
 Authorized dealer: Wedgwood AV. Tel 01754 769967

Please contact Panasonic or your dealer



Weights and dimensions shown are approximate. Specifications are subject to change without notice.

This product may be subject to export regulations. An application has been filed for trademark rights, or trademark rights have been granted, for JQLink in Japan, United States of America and other countries and area.

XGA is trademark of International Business Machines Corporation. All other trademarks are the property of their respective trademark owners. Projection Images simulated.

DLP, DLP logo and DLP Medallion logo are trademarks or registered trademarks of Texas Instruments.

(C) 2009 Panasonic Corporation All rights reserved.

All information included here is valid as of March 2009.

PT-D6KU1-09March Printed in Japan.

Welcome to Wedgwood



UK specialist education, medical, government, MOD and business supplier since 1996 with over 9,000 audio visual products



LCD monitors

SPECIAL OFFER: Wedgwood AV has partnered with Repeat Software to give you a FREE Repeat Signage V4 Standalone Edition digital signage software licence with any purchase order over £500+VAT.

This means if you purchase goods to the value of £2,000+VAT you receive 4 Repeat Signage licences, each worth £145+VAT.

Also please check our [Special Offers](#) page as we have weekly and monthly offers. Plus FREE delivery for our customers, when quoting code: WAV-V4, on your purchase orders. sales@wedgwood-group.com Tel: 01754 769967.

With [Repeat Signage V4](#) you can easily create a presentation in minutes for your reception area display screen, to promote your own products, services and activities. Exciting new features in V4 allow page-turning PDF's, conveyor-belt pictures and has touch screen support. www.repeatsoftware.com



Touch screens



Medical monitors



Digital signage



Commercial TV



Projectors



Whiteboards



Lecterns



Mounting solutions



Document cameras



Audio solutions